

Scaled data based on original data using
LM-79-08 Approved Method: Electrical and Photometric Measurements of Solid-
State Lighting Products

Test Report Prepared for
Cooper Lighting Solutions
(formerly Eaton)

Brand: INVUE

Report Number: P173485

Luminaire Tested: **ENT-EXX-LED-E1-BL3-7060-ULG-CWB**

Issue Date: 03/03/2020

Test Information

Test Method: LM-79-08
Report Number: P173485
REPORT IS FROM IESNA LM-79-08 TEST DATA - UPLIGHT (P20107) AND DOWNLIGHT
Test Lab: INNOVATION CENTER-P3
Issue Date: 03/03/2020
Manufacturer: COOPER LIGHTING SOLUTIONS (FORMERLY EATON)
Product Line: INVUE
Catalog Number: ENT-EXX-LED-E1-BL3-7060-ULG-CWB
Description: ENTRI LED LUMINAIRE WITH UPLIGHT, EMERGENCY MODE
LIGHTBARS WITH AccuLED OPTICS - TYPE 3 W/ SPILL LIGHT CONTROL
Light Source: (42) 5700K CCT, 70 CRI LEDs
Ballast/Driver: -

Summary

Lumens per Lamp: N/A
Luminaire Lumens: 1897.7 lumens
Efficiency: N/A
Efficacy: 345.0 lumens/watt
Luminous Opening: Rectangular (W 0.33' x L: 1' x H: 0')
IES Classification: Type III - Short - Semi-Cutoff
BUG Rating: B1 - U3 - G1

Input Watts (W): 5.5
Input Voltage (V): NR
Input Current (Ain): NR
Voltage Rise (V): NR
Power Factor: NR
Total Harmonic Distortion (THDi): NR
Frequency (hertz): 60
Stabilization Time: NR
Operation Time: NR
Ambient Temperature (°C): NR
Test Distance: 25 FT

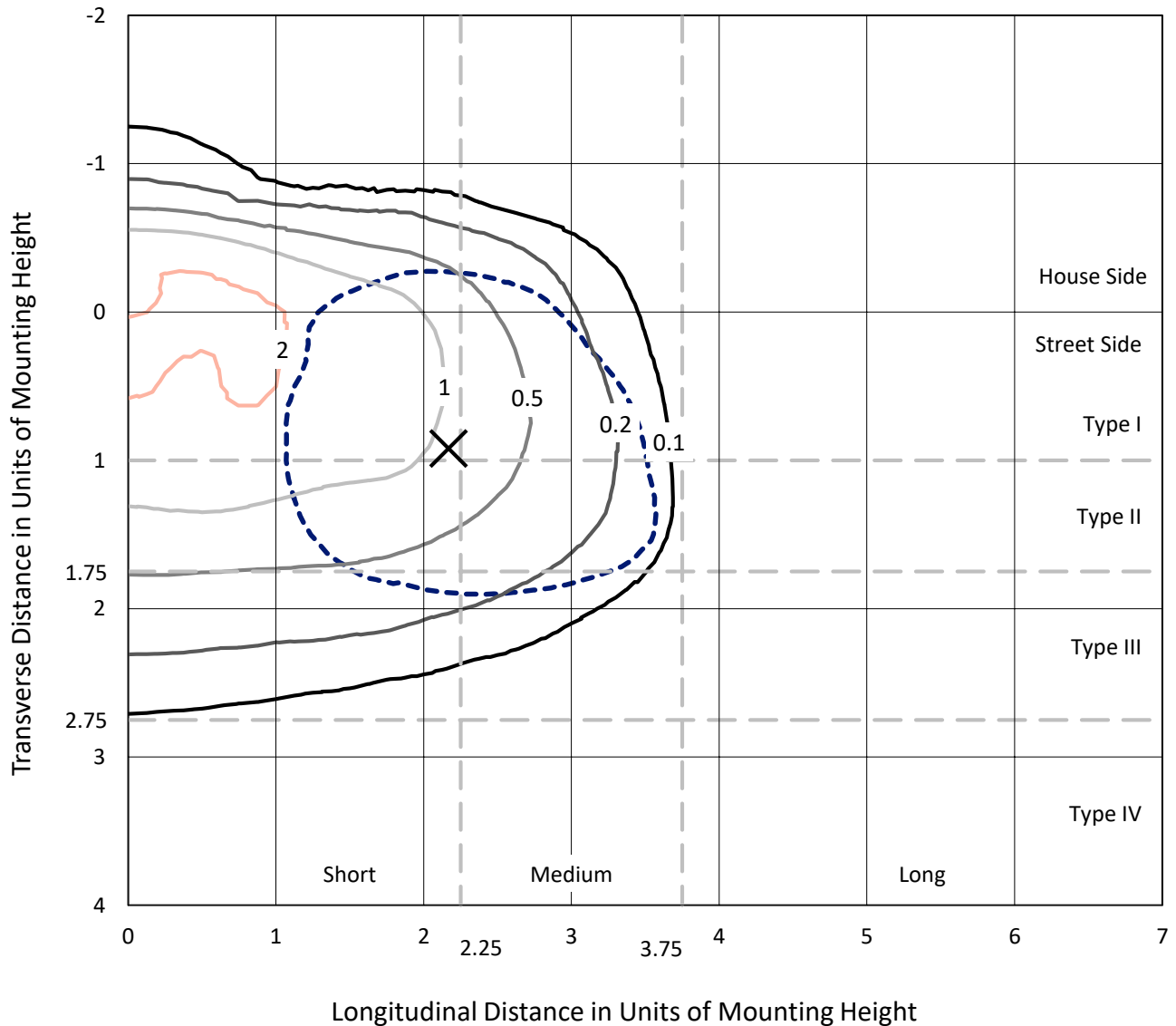


REPORT NUMBER: P173485

CATALOG NUMBER: ENT-EXX-LED-E1-BL3-7060-ULG-CWB

Iso-Footcandle Lines of Horizontal Illumination

× Max cd
 - - - 1/2 Max cd

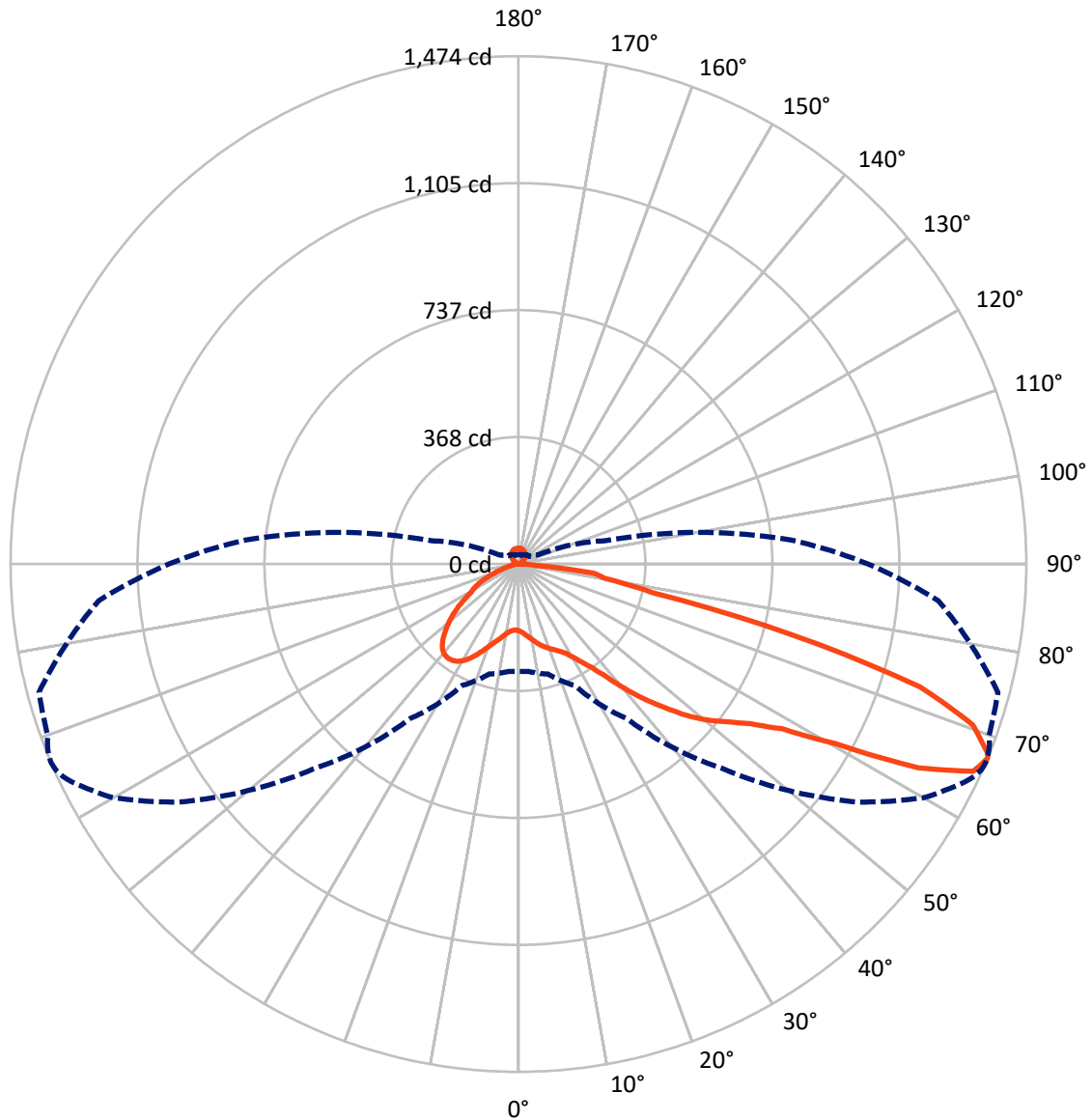


Based on 10 foot mounting height. Maximum calculated value = 2.5 fc
 Type III - Short - Semi-Cutoff

REPORT NUMBER: P173485

CATALOG NUMBER: ENT-EXX-LED-E1-BL3-7060-ULG-CWB

Luminous Intensity Polar Plot



— Vertical Plane Through 67-Deg Lateral - - - Horizontal Cone Through 67-Deg Vertical

REPORT NUMBER: P173485

CATALOG NUMBER: ENT-EXX-LED-E1-BL3-7060-ULG-CWB

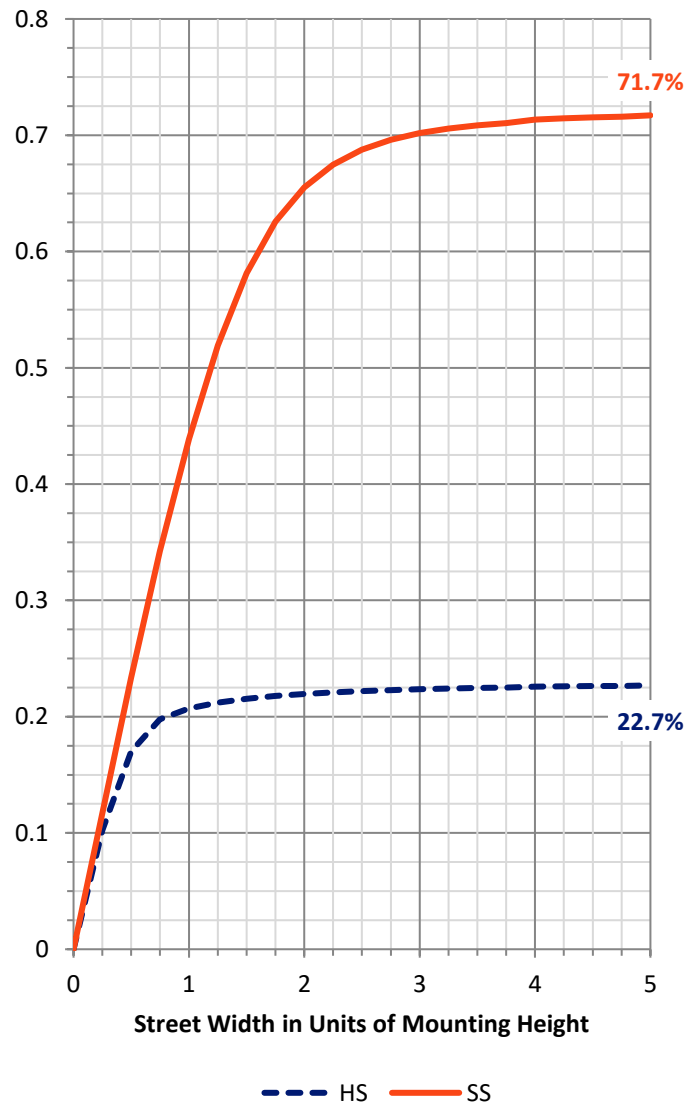
FLUX DISTRIBUTION:

		Downward	Upward	Total
House Side	Lumens	436.0	51.1	487.0
	% Fixture	23.0	2.7	25.7
Street Side	Lumens	1359.6	51.1	1410.7
	% Fixture	71.6	2.7	74.3
Total	Lumens	1795.5	102.1	1897.7
	% Fixture	94.6	5.4	100.0

Coefficient of Utilization

ZONAL LUMENS:

Zone	Lumens	% Fixture
0°-10°	19.5	1.0
10°-20°	67.4	3.6
20°-30°	122.2	6.4
30°-40°	178.6	9.4
40°-50°	270.6	14.3
50°-60°	388.1	20.5
60°-70°	495.9	26.1
70°-80°	231.5	12.2
80°-90°	21.7	1.1
90°-100°	0.4	0.0
100°-110°	4.0	0.2
110°-120°	8.2	0.4
120°-130°	13.9	0.7
130°-140°	19.4	1.0
140°-150°	21.2	1.1
150°-160°	18.4	1.0
160°-170°	12.4	0.7
170°-180°	4.3	0.2
0°-90°	1795.5	94.6
0°-180°	1897.7	100.0



REPORT NUMBER: P173485

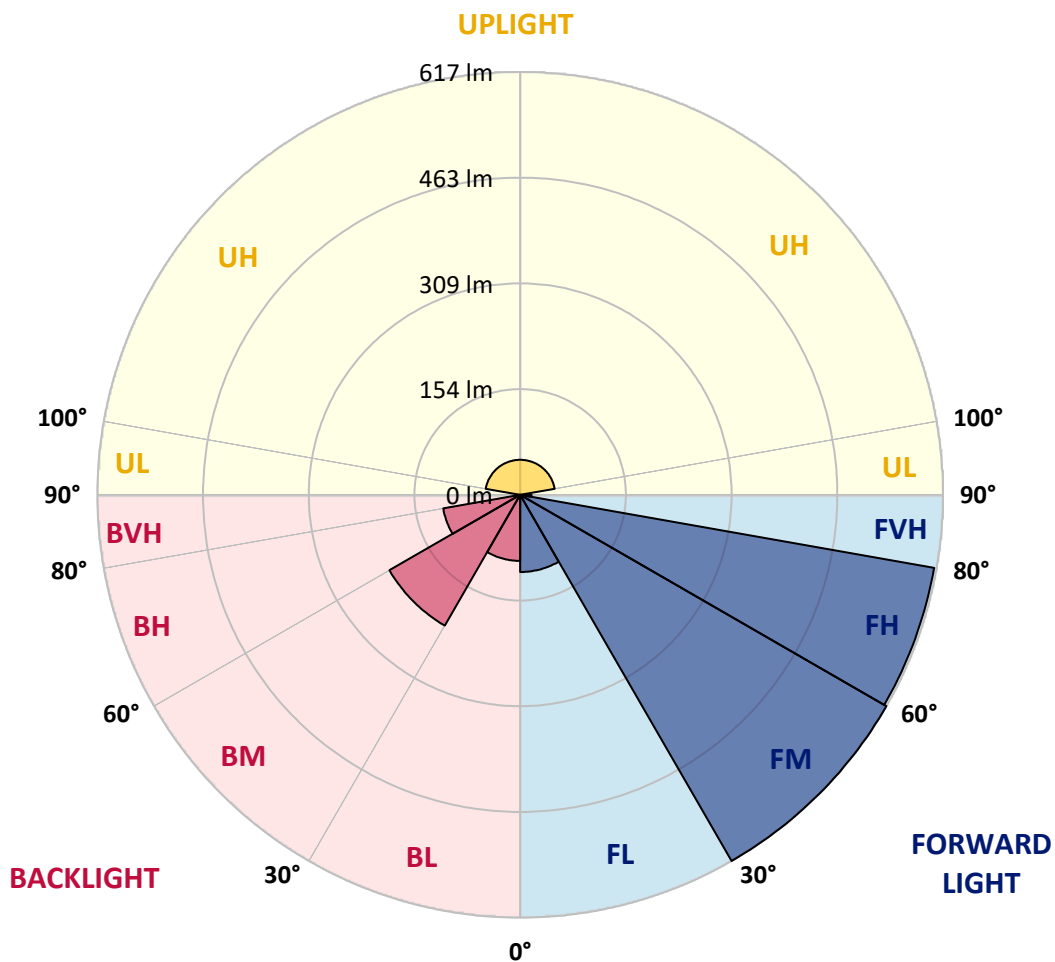
CATALOG NUMBER: ENT-EXX-LED-E1-BL3-7060-ULG-CWB

LUMINAIRE CLASSIFICATION SYSTEM LUMEN TABLE AND BUG RATING:

Zone		Lumens	% Fixture	Zone Rating/Lumen Limit		
				B	U	G
FL	(0°-30°)	112.6	5.9			
FM	(30°-60°)	617.1	32.5			
FH	(60°-80°)	613.4	32.3			G0/660
FVH	(80°-90°)	16.5	0.9			G1/100
BL	(0°-30°)	96.5	5.1	B0/110		
BM	(30°-60°)	220.2	11.6	B1/1000		
BH	(60°-80°)	114.0	6.0	B1/500		G1/500
BVH	(80°-90°)	5.2	0.3			G0/10
UL	(90°-100°)	0.4	0.0		U1/10	
UH	(100°-180°)	51.1	2.7		U3/500	

BUG Rating: B1-U3-G1

Type III Short





REPORT NUMBER: P173485

CATALOG NUMBER: ENT-EXX-LED-E1-BL3-7060-ULG-CWB

CANDELA DISTRIBUTION (FULL):

	0°	5°	15°	25°	35°	45°	55°	60°	61°	62°	64°
0°	193.4	193.4	193.4	193.4	193.4	193.4	193.4	193.4	193.4	193.4	193.4
2.5°	201.0	201.0	201.3	201.3	201.0	201.0	199.0	199.0	199.0	198.7	198.7
5°	212.0	212.3	212.3	212.0	211.3	210.0	207.3	207.3	207.3	207.0	206.3
7.5°	224.6	224.2	224.6	223.6	222.3	220.6	216.9	216.6	215.9	215.9	215.3
10°	238.5	237.5	238.5	237.2	234.5	231.6	227.2	225.9	225.9	225.9	224.6
12.5°	252.8	252.5	253.1	250.8	246.2	242.9	238.5	236.9	236.5	236.5	235.9
15°	268.4	268.1	266.1	262.4	256.5	253.5	248.5	246.5	246.2	246.2	245.2
17.5°	284.7	284.7	279.7	272.1	263.8	259.5	255.8	254.5	254.2	254.2	253.8
20°	298.7	298.7	292.0	279.4	267.4	262.8	261.4	261.4	261.4	261.4	261.8
22.5°	309.0	308.0	299.0	283.4	268.8	264.8	268.1	268.4	268.4	269.1	269.4
25°	313.6	313.3	302.7	284.0	268.4	267.8	275.1	276.1	276.7	277.4	278.4
27.5°	314.0	314.0	303.3	283.7	268.1	273.1	283.7	286.7	287.4	288.7	290.3
30°	310.6	310.9	302.0	283.4	270.4	283.0	297.3	303.0	304.3	306.3	309.0
32.5°	306.6	307.3	302.0	286.7	280.7	300.3	319.3	327.2	328.6	331.2	333.9
35°	307.3	308.3	309.3	300.0	303.7	329.9	357.1	361.8	361.4	365.8	367.1
37.5°	311.6	314.0	321.2	322.9	336.9	373.4	402.0	412.0	412.0	415.9	414.6
40°	312.3	315.9	334.2	353.5	381.0	425.9	465.1	476.7	476.7	478.4	477.7
42.5°	327.9	331.2	357.5	391.7	430.9	483.7	526.9	537.2	539.5	537.9	539.2
45°	356.1	358.5	390.7	433.9	479.0	539.2	587.4	597.3	599.6	598.0	596.0
47.5°	392.0	395.3	429.6	480.7	527.2	590.3	649.1	660.8	663.1	660.4	661.4
50°	421.9	428.2	464.8	525.2	573.7	634.2	697.0	712.9	714.9	714.9	715.6
52.5°	449.2	454.8	490.0	557.5	611.3	673.7	732.5	753.1	755.5	757.1	758.4
55°	460.5	466.1	501.3	571.4	634.2	710.6	773.7	801.3	802.6	806.9	812.6
57.5°	460.8	465.4	500.0	571.1	646.2	743.8	829.9	872.7	878.0	883.7	893.3
60°	429.6	435.2	469.7	554.5	656.1	781.0	914.9	993.7	1001.3	1017.6	1038.8
62.5°	382.4	386.4	416.3	499.7	656.1	832.5	1051.8	1182.0	1207.6	1234.2	1273.4
65°	338.5	341.5	360.4	432.5	609.6	874.4	1195.0	1344.8	1372.4	1392.3	1425.5
67°	311.3	312.6	330.6	389.4	547.2	840.8	1204.6	1356.1	1379.7	1400.3	1442.1
67.5°	302.0	303.0	319.9	378.4	527.9	820.6	1190.0	1346.8	1372.4	1393.3	1435.8
70°	232.2	229.2	243.9	297.7	426.6	654.8	1044.8	1225.5	1254.8	1282.7	1334.2
72.5°	138.5	134.2	143.5	172.8	276.4	460.1	792.3	1005.6	1042.8	1077.7	1145.1
75°	83.4	83.7	90.7	111.0	150.8	289.3	511.9	654.5	689.4	722.2	775.4
77.5°	41.5	41.2	47.5	64.5	109.9	179.7	297.3	377.4	389.0	404.6	398.3
80°	13.3	13.0	14.0	17.6	39.5	120.6	187.0	236.9	242.2	245.2	248.8
82.5°	2.0	2.3	2.7	4.3	7.3	28.9	116.3	164.8	172.1	180.7	197.3
85°	0.0	0.0	0.3	0.3	1.0	2.3	11.0	28.2	29.6	35.9	42.2
87.5°	0.0	0.0	0.0	0.3	0.7	1.0	1.7	1.7	1.7	1.7	1.7
90°	0.0	0.0	0.0	0.0	0.0	0.0	0.0	0.0	0.0	0.0	0.0
92.5°	0.0	0.0	0.0	0.0	0.0	0.0	0.0	0.0	0.0	0.0	0.0
95°	0.2	0.2	0.2	0.2	0.2	0.2	0.2	0.2	0.2	0.2	0.2
97.5°	0.5	0.5	0.5	0.5	0.5	0.5	0.5	0.5	0.5	0.5	0.5
100°	1.6	1.6	1.6	1.6	1.6	1.6	1.6	1.6	1.6	1.6	1.6
102.5°	2.8	2.8	2.8	2.8	2.8	2.8	2.8	2.8	2.8	2.8	2.8
105°	3.8	3.8	3.8	3.8	3.8	3.8	3.8	3.8	3.8	3.8	3.8
107.5°	4.8	4.8	4.8	4.8	4.8	4.8	4.8	4.8	4.8	4.8	4.8



REPORT NUMBER: P173485

CATALOG NUMBER: ENT-EXX-LED-E1-BL3-7060-ULG-CWB

CANDELA DISTRIBUTION (continued):

	0°	5°	15°	25°	35°	45°	55°	60°	61°	62°	64°
110°	5.8	5.8	5.8	5.8	5.8	5.8	5.8	5.8	5.8	5.8	5.8
112.5°	6.9	6.9	6.9	6.9	6.9	6.9	6.9	6.9	6.9	6.9	6.9
115°	8.1	8.1	8.1	8.1	8.1	8.1	8.1	8.1	8.1	8.1	8.1
117.5°	9.6	9.6	9.6	9.6	9.6	9.6	9.6	9.6	9.6	9.6	9.6
120°	11.3	11.3	11.3	11.3	11.3	11.3	11.3	11.3	11.3	11.3	11.3
122.5°	13.2	13.2	13.2	13.2	13.2	13.2	13.2	13.2	13.2	13.2	13.2
125°	15.5	15.5	15.5	15.5	15.5	15.5	15.5	15.5	15.5	15.5	15.5
127.5°	17.9	17.9	17.9	17.9	17.9	17.9	17.9	17.9	17.9	17.9	17.9
130°	20.4	20.4	20.4	20.4	20.4	20.4	20.4	20.4	20.4	20.4	20.4
132.5°	22.8	22.8	22.8	22.8	22.8	22.8	22.8	22.8	22.8	22.8	22.8
135°	25.2	25.2	25.2	25.2	25.2	25.2	25.2	25.2	25.2	25.2	25.2
137.5°	27.6	27.6	27.6	27.6	27.6	27.6	27.6	27.6	27.6	27.6	27.6
140°	29.9	29.9	29.9	29.9	29.9	29.9	29.9	29.9	29.9	29.9	29.9
142.5°	32.1	32.1	32.1	32.1	32.1	32.1	32.1	32.1	32.1	32.1	32.1
145°	34.0	34.0	34.0	34.0	34.0	34.0	34.0	34.0	34.0	34.0	34.0
147.5°	35.6	35.6	35.6	35.6	35.6	35.6	35.6	35.6	35.6	35.6	35.6
150°	37.3	37.3	37.3	37.3	37.3	37.3	37.3	37.3	37.3	37.3	37.3
152.5°	38.8	38.8	38.8	38.8	38.8	38.8	38.8	38.8	38.8	38.8	38.8
155°	40.0	40.0	40.0	40.0	40.0	40.0	40.0	40.0	40.0	40.0	40.0
157.5°	41.1	41.1	41.1	41.1	41.1	41.1	41.1	41.1	41.1	41.1	41.1
160°	42.2	42.2	42.2	42.2	42.2	42.2	42.2	42.2	42.2	42.2	42.2
162.5°	43.2	43.2	43.2	43.2	43.2	43.2	43.2	43.2	43.2	43.2	43.2
165°	44.0	44.0	44.0	44.0	44.0	44.0	44.0	44.0	44.0	44.0	44.0
167.5°	44.4	44.4	44.4	44.4	44.4	44.4	44.4	44.4	44.4	44.4	44.4
170°	44.5	44.5	44.5	44.5	44.5	44.5	44.5	44.5	44.5	44.5	44.5
172.5°	44.9	44.9	44.9	44.9	44.9	44.9	44.9	44.9	44.9	44.9	44.9
175°	45.5	45.5	45.5	45.5	45.5	45.5	45.5	45.5	45.5	45.5	45.5
177.5°	45.7	45.7	45.7	45.7	45.7	45.7	45.7	45.7	45.7	45.7	45.7
180°	45.6	45.6	45.6	45.6	45.6	45.6	45.6	45.6	45.6	45.6	45.6



REPORT NUMBER: P173485

CATALOG NUMBER: ENT-EXX-LED-E1-BL3-7060-ULG-CWB

CANDELA DISTRIBUTION (continued):

	65°	66°	67°	68°	69°	70°	75°	85°	90°	95°	105°
0°	193.4	193.4	193.4	193.4	193.4	193.4	193.4	193.4	193.4	193.4	193.4
2.5°	198.3	198.3	198.0	197.7	197.7	197.7	197.0	196.7	194.7	194.0	192.7
5°	206.3	206.3	205.7	205.3	205.0	205.0	204.0	202.0	199.3	197.7	195.0
7.5°	214.9	214.6	213.9	213.9	212.6	212.6	211.3	207.6	205.0	202.6	199.3
10°	224.9	224.6	223.6	223.2	222.6	221.9	220.6	216.3	213.6	210.6	206.6
12.5°	235.9	235.2	234.5	234.2	233.6	232.9	231.6	227.6	224.9	221.9	217.3
15°	245.5	245.2	244.5	244.2	244.2	243.5	242.5	238.9	236.2	232.9	229.2
17.5°	254.2	253.8	253.5	253.5	253.1	253.1	252.8	249.5	247.8	245.2	241.5
20°	261.4	261.8	261.8	261.8	262.1	262.4	263.1	261.4	259.8	257.5	255.5
22.5°	269.4	269.8	270.8	270.8	271.4	271.8	274.1	273.7	273.1	271.4	269.8
25°	279.1	279.7	280.4	281.4	281.7	282.7	286.7	288.4	287.0	286.0	287.7
27.5°	291.7	293.0	293.7	295.0	295.7	297.0	303.0	306.6	305.6	306.0	309.6
30°	310.6	311.9	314.0	314.6	316.9	317.6	324.6	330.2	330.2	329.6	336.2
32.5°	335.9	336.9	339.2	340.9	342.2	343.5	350.1	356.1	356.8	358.8	361.4
35°	369.1	369.8	371.1	373.8	373.4	374.1	377.7	383.7	387.0	391.7	383.7
37.5°	412.9	415.3	414.6	414.9	412.3	413.9	415.3	421.6	428.6	433.2	402.3
40°	475.4	477.1	475.4	473.1	471.1	470.1	468.1	475.1	481.0	477.7	416.9
42.5°	536.2	536.9	535.5	531.6	529.9	526.6	521.3	529.9	533.2	517.6	424.6
45°	596.3	595.3	593.0	592.3	589.0	585.7	582.7	588.3	587.0	556.5	427.9
47.5°	659.4	658.4	656.8	654.1	650.5	649.8	647.2	646.5	636.8	589.7	426.2
50°	714.6	715.3	711.6	712.9	711.3	707.9	705.6	707.0	684.0	618.9	422.9
52.5°	762.1	762.1	760.5	762.1	761.4	759.8	761.8	783.4	735.8	660.1	417.9
55°	817.2	819.2	817.9	819.6	820.6	824.2	832.5	883.0	813.3	710.6	406.6
57.5°	898.0	903.0	901.6	908.3	914.2	923.9	954.1	1007.3	909.3	766.1	384.4
60°	1042.8	1059.1	1058.4	1070.1	1082.0	1093.0	1145.8	1156.1	1017.9	838.5	367.8
62.5°	1284.0	1297.3	1302.9	1315.6	1323.2	1325.2	1367.7	1292.3	1114.9	904.3	358.5
65°	1440.2	1445.5	1450.5	1448.8	1444.1	1436.5	1439.2	1279.7	1082.7	862.1	307.6
67°	1458.7	1469.7	1473.7	1471.0	1464.1	1453.4	1440.5	1222.6	1014.2	796.3	260.1
67.5°	1453.4	1464.7	1468.4	1466.1	1460.1	1452.1	1436.8	1201.0	991.0	775.1	247.8
70°	1368.1	1384.3	1399.3	1404.3	1404.6	1403.3	1388.0	1048.5	843.5	650.8	188.0
72.5°	1166.4	1187.3	1218.6	1208.6	1224.5	1214.2	1179.4	716.6	578.0	465.1	131.9
75°	787.0	796.3	821.6	792.7	795.3	777.1	641.5	416.3	358.5	302.7	79.4
77.5°	396.0	402.0	398.0	380.7	374.1	359.1	277.7	90.4	90.4	107.7	41.5
80°	251.1	253.5	256.1	260.1	265.1	265.8	192.7	26.6	23.9	24.9	22.6
82.5°	206.0	212.3	220.6	222.3	224.2	225.9	132.9	14.6	11.9	13.3	16.0
85°	47.9	51.8	49.5	43.8	46.8	36.2	18.6	6.0	5.3	6.6	11.0
87.5°	1.7	1.7	1.7	1.7	1.7	1.7	1.7	1.7	1.3	2.3	5.6
90°	0.0	0.0	0.0	0.0	0.0	0.0	0.0	0.0	0.0	0.0	0.0
92.5°	0.0	0.0	0.0	0.0	0.0	0.0	0.0	0.0	0.0	0.0	0.0
95°	0.2	0.2	0.2	0.2	0.2	0.2	0.2	0.2	0.2	0.2	0.2
97.5°	0.5	0.5	0.5	0.5	0.5	0.5	0.5	0.5	0.5	0.5	0.5
100°	1.6	1.6	1.6	1.6	1.6	1.6	1.6	1.6	1.6	1.6	1.6
102.5°	2.8	2.8	2.8	2.8	2.8	2.8	2.8	2.8	2.8	2.8	2.8
105°	3.8	3.8	3.8	3.8	3.8	3.8	3.8	3.8	3.8	3.8	3.8
107.5°	4.8	4.8	4.8	4.8	4.8	4.8	4.8	4.8	4.8	4.8	4.8



REPORT NUMBER: P173485

CATALOG NUMBER: ENT-EXX-LED-E1-BL3-7060-ULG-CWB

CANDELA DISTRIBUTION (continued):

	65°	66°	67°	68°	69°	70°	75°	85°	90°	95°	105°
110°	5.8	5.8	5.8	5.8	5.8	5.8	5.8	5.8	5.8	5.8	5.8
112.5°	6.9	6.9	6.9	6.9	6.9	6.9	6.9	6.9	6.9	6.9	6.9
115°	8.1	8.1	8.1	8.1	8.1	8.1	8.1	8.1	8.1	8.1	8.1
117.5°	9.6	9.6	9.6	9.6	9.6	9.6	9.6	9.6	9.6	9.6	9.6
120°	11.3	11.3	11.3	11.3	11.3	11.3	11.3	11.3	11.3	11.3	11.3
122.5°	13.2	13.2	13.2	13.2	13.2	13.2	13.2	13.2	13.2	13.2	13.2
125°	15.5	15.5	15.5	15.5	15.5	15.5	15.5	15.5	15.5	15.5	15.5
127.5°	17.9	17.9	17.9	17.9	17.9	17.9	17.9	17.9	17.9	17.9	17.9
130°	20.4	20.4	20.4	20.4	20.4	20.4	20.4	20.4	20.4	20.4	20.4
132.5°	22.8	22.8	22.8	22.8	22.8	22.8	22.8	22.8	22.8	22.8	22.8
135°	25.2	25.2	25.2	25.2	25.2	25.2	25.2	25.2	25.2	25.2	25.2
137.5°	27.6	27.6	27.6	27.6	27.6	27.6	27.6	27.6	27.6	27.6	27.6
140°	29.9	29.9	29.9	29.9	29.9	29.9	29.9	29.9	29.9	29.9	29.9
142.5°	32.1	32.1	32.1	32.1	32.1	32.1	32.1	32.1	32.1	32.1	32.1
145°	34.0	34.0	34.0	34.0	34.0	34.0	34.0	34.0	34.0	34.0	34.0
147.5°	35.6	35.6	35.6	35.6	35.6	35.6	35.6	35.6	35.6	35.6	35.6
150°	37.3	37.3	37.3	37.3	37.3	37.3	37.3	37.3	37.3	37.3	37.3
152.5°	38.8	38.8	38.8	38.8	38.8	38.8	38.8	38.8	38.8	38.8	38.8
155°	40.0	40.0	40.0	40.0	40.0	40.0	40.0	40.0	40.0	40.0	40.0
157.5°	41.1	41.1	41.1	41.1	41.1	41.1	41.1	41.1	41.1	41.1	41.1
160°	42.2	42.2	42.2	42.2	42.2	42.2	42.2	42.2	42.2	42.2	42.2
162.5°	43.2	43.2	43.2	43.2	43.2	43.2	43.2	43.2	43.2	43.2	43.2
165°	44.0	44.0	44.0	44.0	44.0	44.0	44.0	44.0	44.0	44.0	44.0
167.5°	44.4	44.4	44.4	44.4	44.4	44.4	44.4	44.4	44.4	44.4	44.4
170°	44.5	44.5	44.5	44.5	44.5	44.5	44.5	44.5	44.5	44.5	44.5
172.5°	44.9	44.9	44.9	44.9	44.9	44.9	44.9	44.9	44.9	44.9	44.9
175°	45.5	45.5	45.5	45.5	45.5	45.5	45.5	45.5	45.5	45.5	45.5
177.5°	45.7	45.7	45.7	45.7	45.7	45.7	45.7	45.7	45.7	45.7	45.7
180°	45.6	45.6	45.6	45.6	45.6	45.6	45.6	45.6	45.6	45.6	45.6



REPORT NUMBER: P173485

CATALOG NUMBER: ENT-EXX-LED-E1-BL3-7060-ULG-CWB

CANDELA DISTRIBUTION (continued):

	115°	125°	135°	145°	155°	165°	175°	180°
0°	193.4	193.4	193.4	193.4	193.4	193.4	193.4	193.4
2.5°	191.3	190.4	189.0	188.7	188.4	187.7	187.4	187.0
5°	192.3	190.4	188.4	187.0	186.4	185.7	185.0	185.0
7.5°	196.3	194.0	191.0	189.7	188.4	187.4	186.7	186.7
10°	203.0	200.3	196.7	195.0	193.4	192.3	191.7	191.0
12.5°	212.9	209.6	205.3	202.6	201.0	200.7	200.0	199.7
15°	225.2	221.6	216.9	214.3	211.6	211.0	210.3	210.0
17.5°	237.5	234.5	230.9	226.2	220.9	216.6	214.6	214.3
20°	251.5	250.2	244.5	234.2	222.6	213.6	210.0	210.0
22.5°	269.1	265.5	251.8	233.6	216.3	203.6	198.7	198.7
25°	288.4	276.1	250.8	226.2	205.0	189.4	182.7	182.7
27.5°	305.3	279.1	244.8	213.9	188.0	171.1	163.4	163.1
30°	318.6	277.4	234.2	196.7	168.1	148.8	140.2	140.2
32.5°	325.9	271.8	219.6	176.4	143.8	121.9	111.3	111.6
35°	327.9	262.1	200.3	149.5	114.6	93.0	83.4	83.4
37.5°	325.9	246.8	176.4	119.9	85.7	70.4	63.1	62.5
40°	319.3	223.9	144.5	87.7	63.8	54.8	51.8	51.2
42.5°	306.0	196.3	108.6	62.8	51.2	47.5	46.8	46.5
45°	285.0	159.1	75.4	49.2	45.8	44.8	44.8	44.5
47.5°	258.8	121.6	53.8	43.5	43.2	43.2	43.2	43.2
50°	229.5	86.1	43.8	41.2	40.9	41.5	41.9	41.9
52.5°	199.3	60.1	40.2	39.5	38.9	39.9	40.2	40.2
55°	166.4	47.2	38.5	37.9	36.9	37.2	37.9	37.9
57.5°	132.5	41.9	37.9	36.9	34.9	34.9	35.5	35.5
60°	105.3	40.2	37.5	35.2	32.6	32.6	33.2	33.5
62.5°	88.0	39.9	37.5	33.5	31.6	30.6	31.2	31.2
65°	73.4	39.9	36.6	33.5	29.9	28.6	29.2	29.2
67°	61.5	39.2	35.9	33.5	29.2	27.6	27.6	27.6
67.5°	58.1	38.9	36.2	33.5	28.9	27.2	26.9	26.9
70°	43.5	35.2	36.2	33.9	28.2	24.9	24.2	24.2
72.5°	33.9	32.2	35.2	34.9	27.6	22.9	21.6	21.3
75°	27.6	29.2	35.5	33.9	25.9	20.9	18.9	18.6
77.5°	23.6	24.9	29.9	27.2	21.6	18.6	16.6	16.3
80°	18.6	21.3	21.3	18.6	16.0	15.0	14.0	14.0
82.5°	15.0	16.3	14.0	12.6	11.9	11.6	11.0	11.0
85°	12.3	13.3	10.3	9.3	9.0	8.6	8.0	8.0
87.5°	9.6	8.3	5.3	5.0	5.0	4.7	4.7	5.0
90°	0.0	0.0	0.0	0.0	0.0	0.0	0.0	0.0
92.5°	0.0	0.0	0.0	0.0	0.0	0.0	0.0	0.0
95°	0.2	0.2	0.2	0.2	0.2	0.2	0.2	0.2
97.5°	0.5	0.5	0.5	0.5	0.5	0.5	0.5	0.5
100°	1.6	1.6	1.6	1.6	1.6	1.6	1.6	1.6
102.5°	2.8	2.8	2.8	2.8	2.8	2.8	2.8	2.8
105°	3.8	3.8	3.8	3.8	3.8	3.8	3.8	3.8
107.5°	4.8	4.8	4.8	4.8	4.8	4.8	4.8	4.8



REPORT NUMBER: P173485

CATALOG NUMBER: ENT-EXX-LED-E1-BL3-7060-ULG-CWB

CANDELA DISTRIBUTION (continued):

	115°	125°	135°	145°	155°	165°	175°	180°
110°	5.8	5.8	5.8	5.8	5.8	5.8	5.8	5.8
112.5°	6.9	6.9	6.9	6.9	6.9	6.9	6.9	6.9
115°	8.1	8.1	8.1	8.1	8.1	8.1	8.1	8.1
117.5°	9.6	9.6	9.6	9.6	9.6	9.6	9.6	9.6
120°	11.3	11.3	11.3	11.3	11.3	11.3	11.3	11.3
122.5°	13.2	13.2	13.2	13.2	13.2	13.2	13.2	13.2
125°	15.5	15.5	15.5	15.5	15.5	15.5	15.5	15.5
127.5°	17.9	17.9	17.9	17.9	17.9	17.9	17.9	17.9
130°	20.4	20.4	20.4	20.4	20.4	20.4	20.4	20.4
132.5°	22.8	22.8	22.8	22.8	22.8	22.8	22.8	22.8
135°	25.2	25.2	25.2	25.2	25.2	25.2	25.2	25.2
137.5°	27.6	27.6	27.6	27.6	27.6	27.6	27.6	27.6
140°	29.9	29.9	29.9	29.9	29.9	29.9	29.9	29.9
142.5°	32.1	32.1	32.1	32.1	32.1	32.1	32.1	32.1
145°	34.0	34.0	34.0	34.0	34.0	34.0	34.0	34.0
147.5°	35.6	35.6	35.6	35.6	35.6	35.6	35.6	35.6
150°	37.3	37.3	37.3	37.3	37.3	37.3	37.3	37.3
152.5°	38.8	38.8	38.8	38.8	38.8	38.8	38.8	38.8
155°	40.0	40.0	40.0	40.0	40.0	40.0	40.0	40.0
157.5°	41.1	41.1	41.1	41.1	41.1	41.1	41.1	41.1
160°	42.2	42.2	42.2	42.2	42.2	42.2	42.2	42.2
162.5°	43.2	43.2	43.2	43.2	43.2	43.2	43.2	43.2
165°	44.0	44.0	44.0	44.0	44.0	44.0	44.0	44.0
167.5°	44.4	44.4	44.4	44.4	44.4	44.4	44.4	44.4
170°	44.5	44.5	44.5	44.5	44.5	44.5	44.5	44.5
172.5°	44.9	44.9	44.9	44.9	44.9	44.9	44.9	44.9
175°	45.5	45.5	45.5	45.5	45.5	45.5	45.5	45.5
177.5°	45.7	45.7	45.7	45.7	45.7	45.7	45.7	45.7
180°	45.6	45.6	45.6	45.6	45.6	45.6	45.6	45.6

(END OF REPORT)